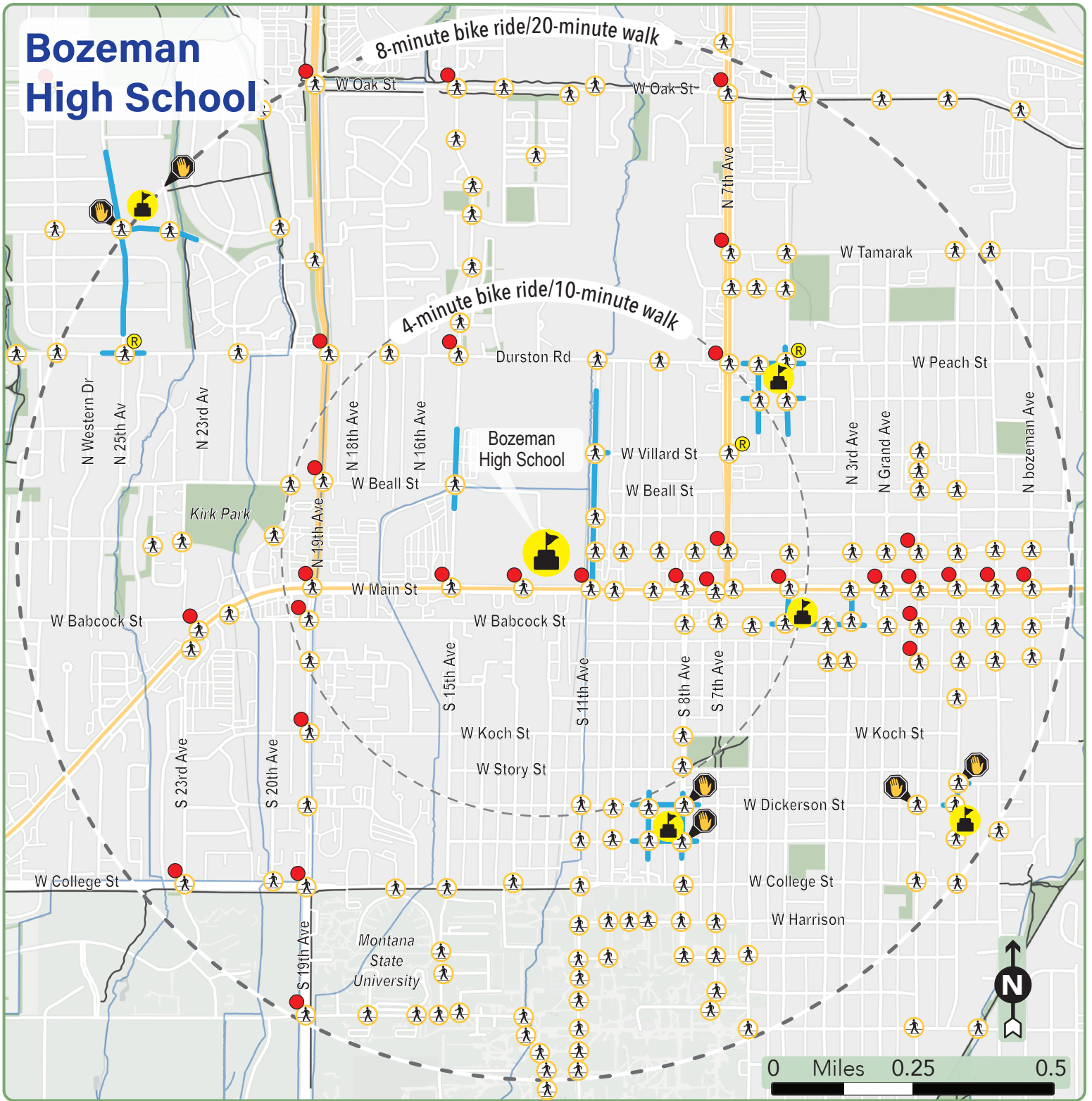


Bozeman High School



Walk & Roll to School

Be safe: Always wear a helmet!

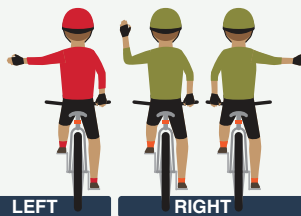
Be smart: Ride attentively, ride defensively, stick to bike routes when possible and use extra caution at uncontrolled intersections.

Scan the road: Watch for doors opening from parked cars. Make a habit of making eye contact with motorists.

Be seen: Wear bright and/or reflective clothing and accessories (try leg bands).

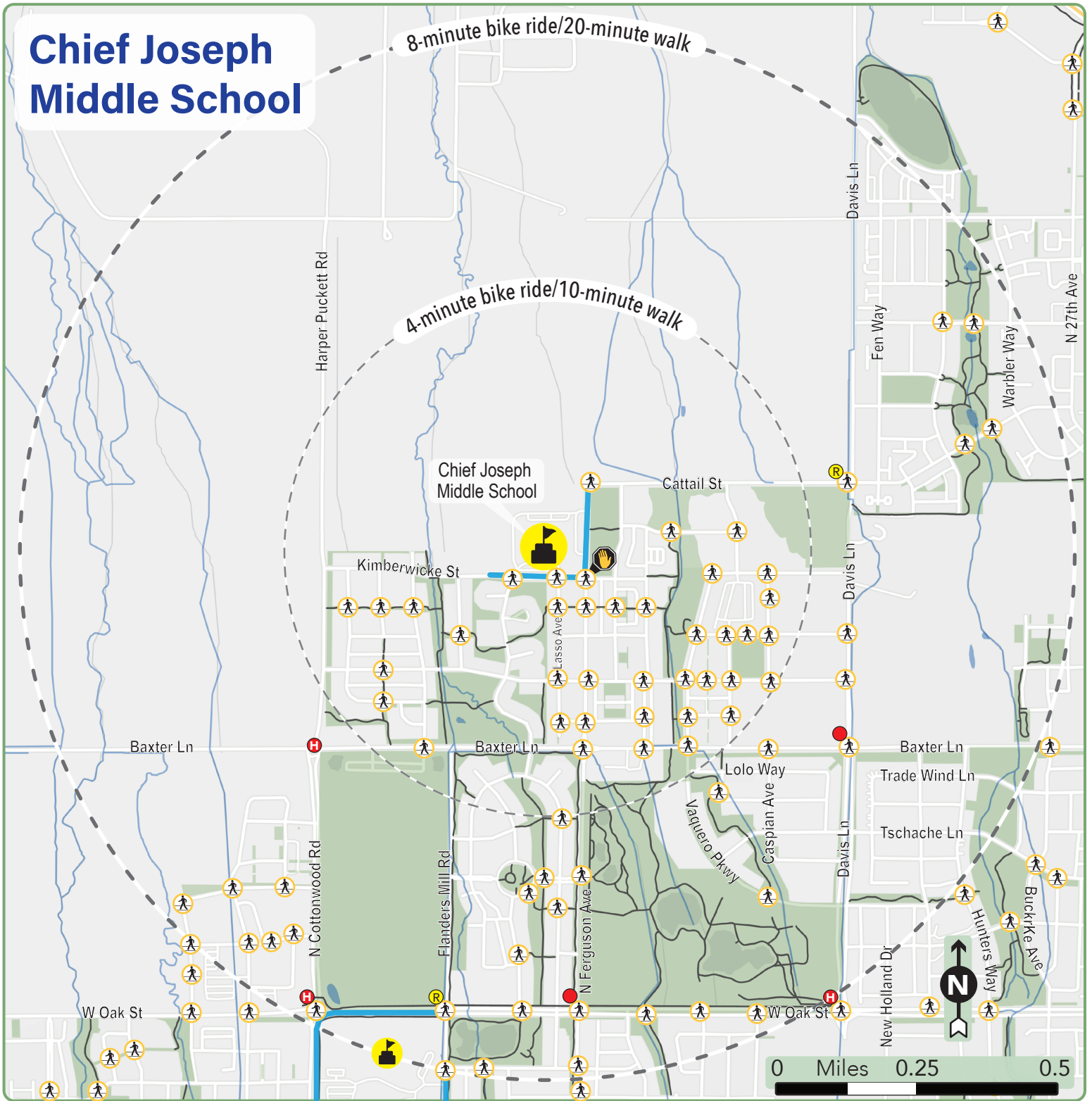
Ride in front, behind, but never beside: Avoid riding in a motorist's blind spot.

Use signals: Hand signals tell motorists what you intend to do.



- Traffic signal
- Pedestrian hybrid beacon
- Rectangular Rapid Flashing Beacon
- Crosswalk
- School
- Crossing Guard
- 0.5 Mile boundary
- 1 Mile boundary
- Reduced speed, school zone
- Trail
- Parks and open space

Chief Joseph Middle School



Walk & Roll to School

Be safe: Always wear a helmet!

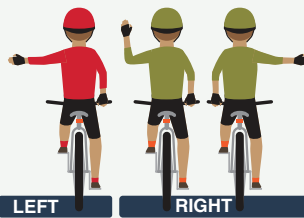
Be smart: Ride attentively, ride defensively, stick to bike routes when possible and use extra caution at uncontrolled intersections.

Scan the road: Watch for doors opening from parked cars. Make a habit of making eye contact with motorists.

Be seen: Wear bright and/or reflective clothing and accessories (try leg bands).

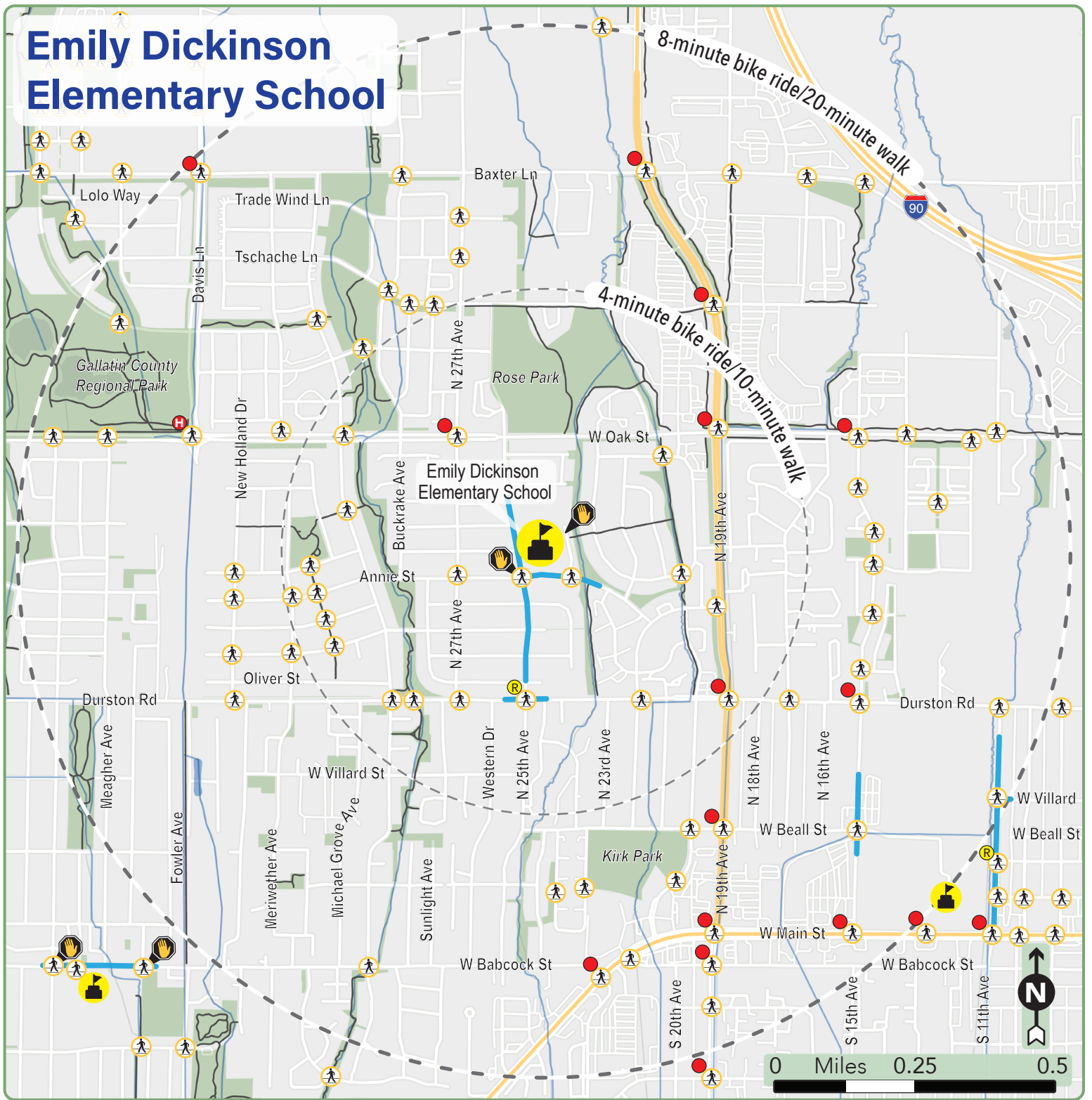
Ride in front, behind, but never beside: Avoid riding in a motorist's blind spot.

Use signals: Hand signals tell motorists what you intend to do.



- Traffic signal
- Pedestrian hybrid beacon
- Rectangular Rapid Flashing Beacon
- Crosswalk
- School
- Crossing Guard
- 0.5 Mile boundary
- 1 Mile boundary
- Reduced speed, school zone
- Trail
- Parks and open space

Emily Dickinson Elementary School



Walk & Roll to School

Be safe: Always wear a helmet!

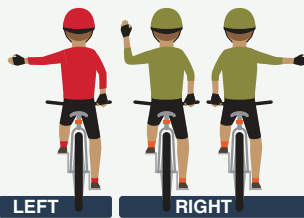
Be smart: Ride attentively, ride defensively, stick to bike routes when possible and use extra caution at uncontrolled intersections.

Scan the road: Watch for doors opening from parked cars. Make a habit of making eye contact with motorists.

Be seen: Wear bright and/or reflective clothing and accessories (try leg bands).

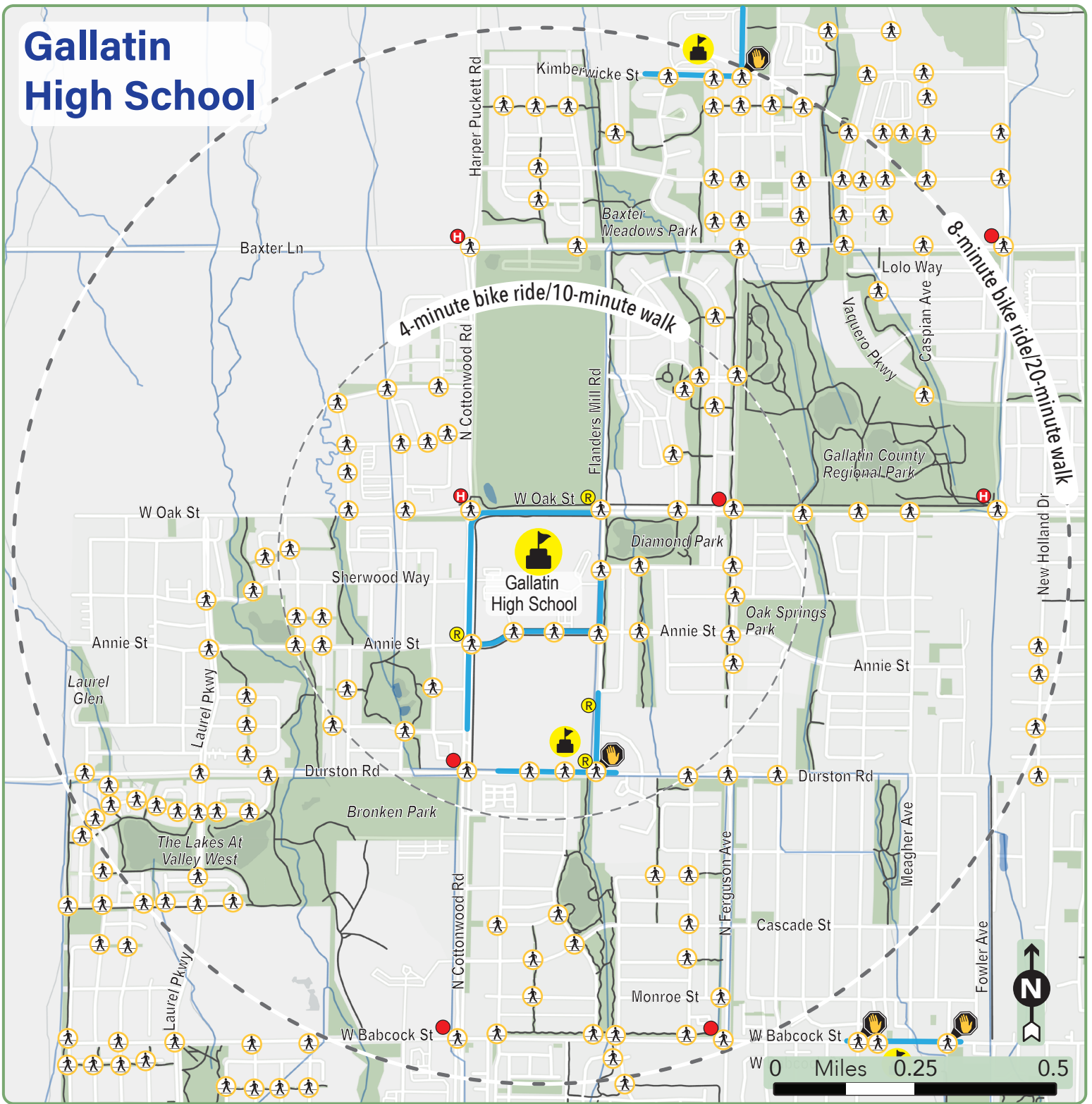
Ride in front, behind, but never beside: Avoid riding in a motorist's blind spot.

Use signals: Hand signals tell motorists what you intend to do.



- Traffic signal
- Pedestrian hybrid beacon
- Rectangular Rapid Flashing Beacon
- Crosswalk
- School
- Crossing Guard
- 0.5 Mile boundary
- 1 Mile boundary
- Reduced speed, school zone
- Trail
- Parks and open space

Gallatin High School



Walk & Roll to School

Be safe: Always wear a helmet!

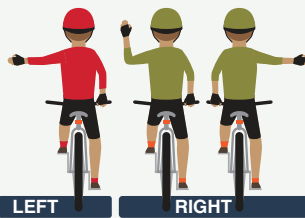
Be smart: Ride attentively, ride defensively, stick to bike routes when possible and use extra caution at uncontrolled intersections.

Scan the road: Watch for doors opening from parked cars. Make a habit of making eye contact with motorists.

Be seen: Wear bright and/or reflective clothing and accessories (try leg bands).

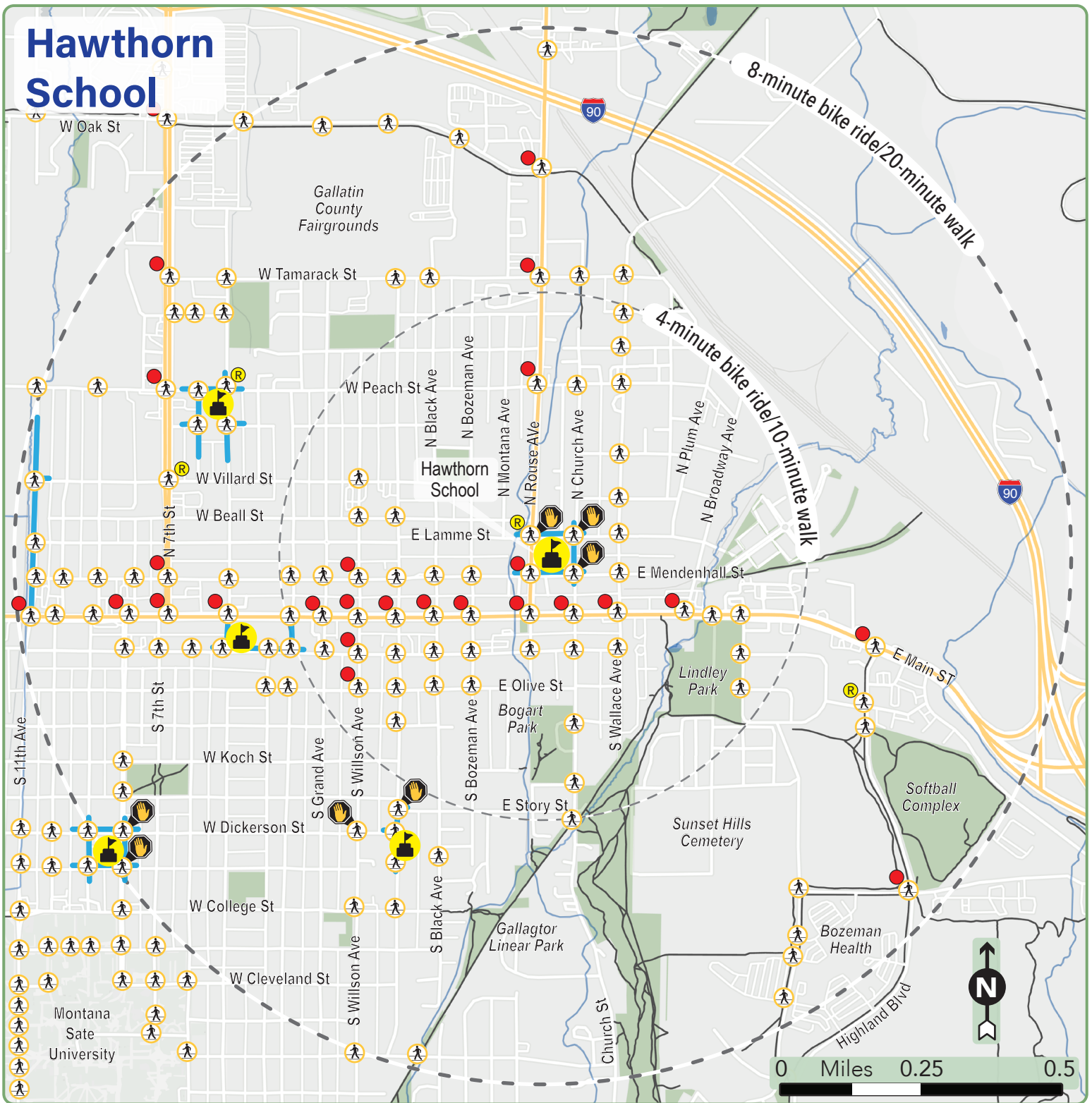
Ride in front, behind, but never beside: Avoid riding in a motorist's blind spot.

Use signals: Hand signals tell motorists what you intend to do.



- Traffic signal
- Pedestrian hybrid beacon
- Rectangular Rapid Flashing Beacon
- Crosswalk
- School
- Crossing Guard
- 0.5 Mile boundary
- 1 Mile boundary
- Reduced speed, school zone
- Trail
- Parks and open space

Hawthorn School



Walk & Roll to School

Be safe: Always wear a helmet!

Be smart: Ride attentively, ride defensively, stick to bike routes when possible and use extra caution at uncontrolled intersections.

Scan the road: Watch for doors opening from parked cars. Make a habit of making eye contact with motorists.

Be seen: Wear bright and/or reflective clothing and accessories (try leg bands).

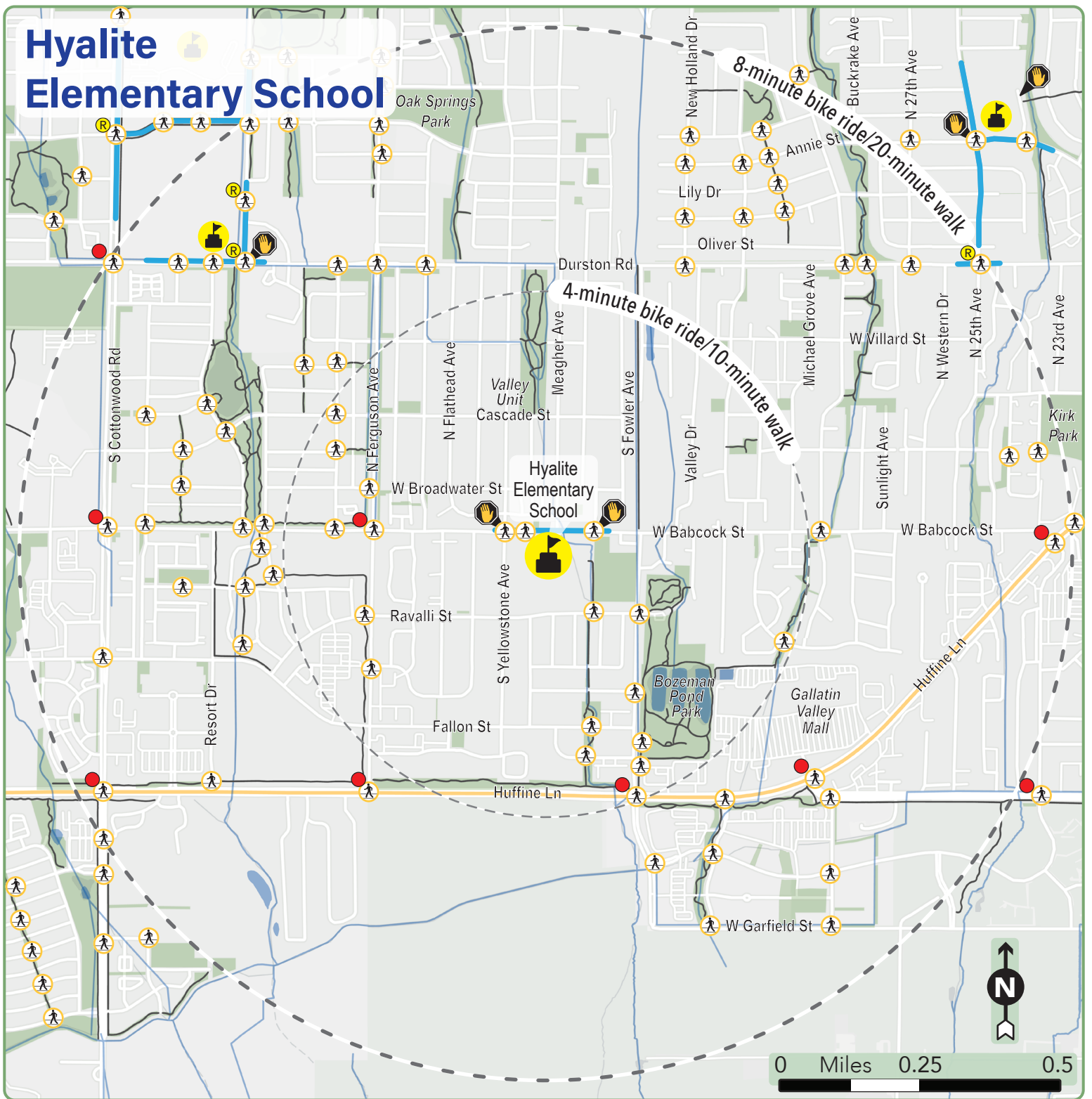
Ride in front, behind, but never beside: Avoid riding in a motorist's blind spot.

Use signals: Hand signals tell motorists what you intend to do.



- Traffic signal
- Pedestrian hybrid beacon
- Rectangular Rapid Flashing Beacon
- Crosswalk
- School
- Crossing Guard
- 0.5 Mile boundary
- 1 Mile boundary
- Reduced speed, school zone
- Trail
- Parks and open space

Hyalite Elementary School



Walk & Roll to School

Be safe: Always wear a helmet!

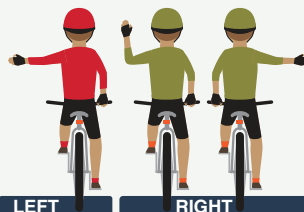
Be smart: Ride attentively, ride defensively, stick to bike routes when possible and use extra caution at uncontrolled intersections.

Scan the road: Watch for doors opening from parked cars. Make a habit of making eye contact with motorists.

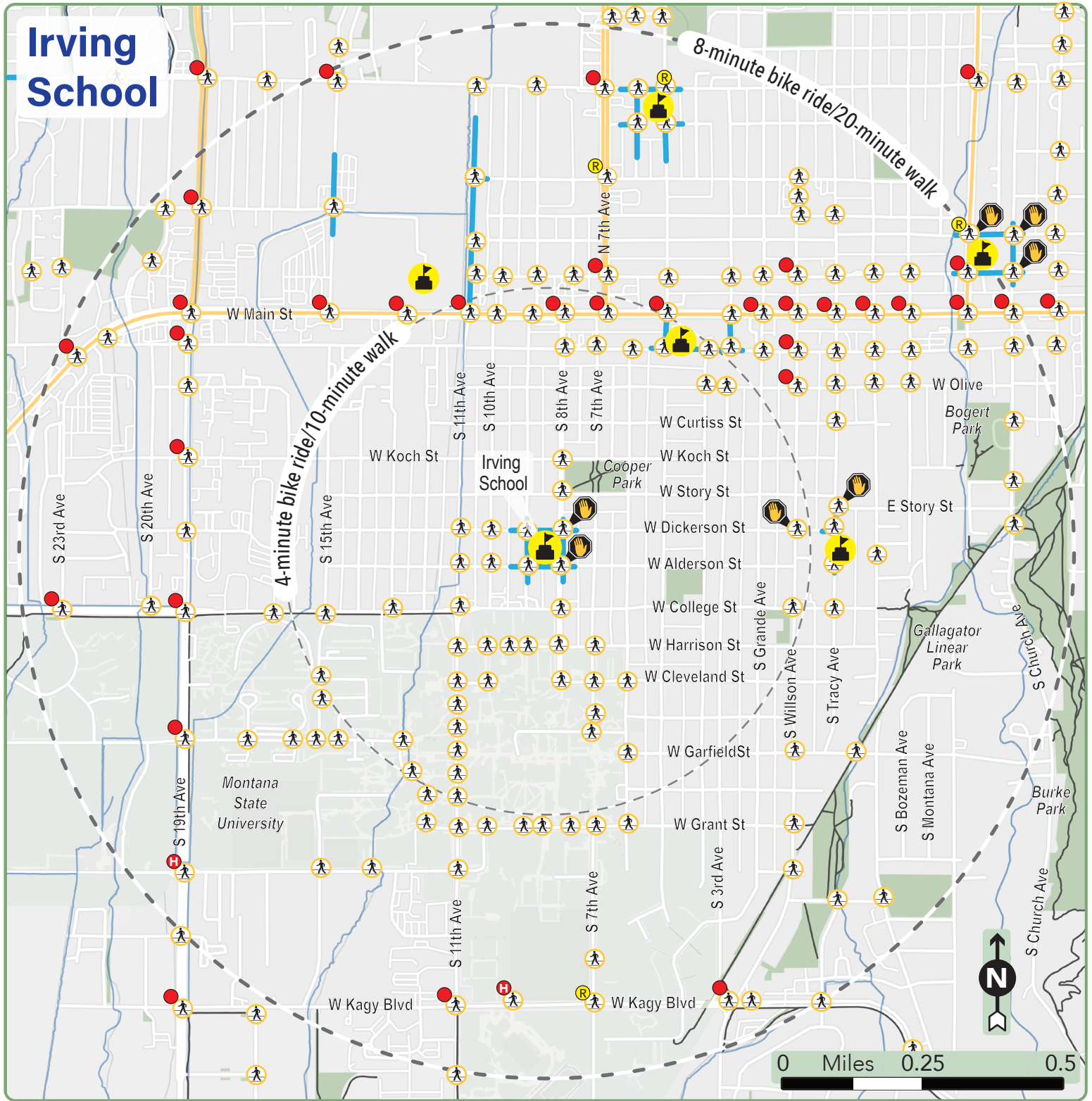
Be seen: Wear bright and/or reflective clothing and accessories (try leg bands).

Ride in front, behind, but never beside: Avoid riding in a motorist's blind spot.

Use signals: Hand signals tell motorists what you intend to do.



- Traffic signal
- Pedestrian hybrid beacon
- Rectangular Rapid Flashing Beacon
- Crosswalk
- School
- Crossing Guard
- 0.5 Mile boundary
- 1 Mile boundary
- Reduced speed, school zone
- Trail
- Parks and open space



Walk & Roll to School

Be safe: Always wear a helmet!

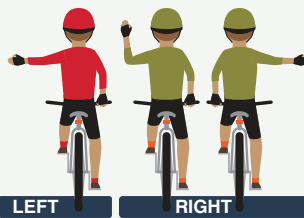
Be smart: Ride attentively, ride defensively, stick to bike routes when possible and use extra caution at uncontrolled intersections.

Scan the road: Watch for doors opening from parked cars. Make a habit of making eye contact with motorists.

Be seen: Wear bright and/or reflective clothing and accessories (try leg bands).

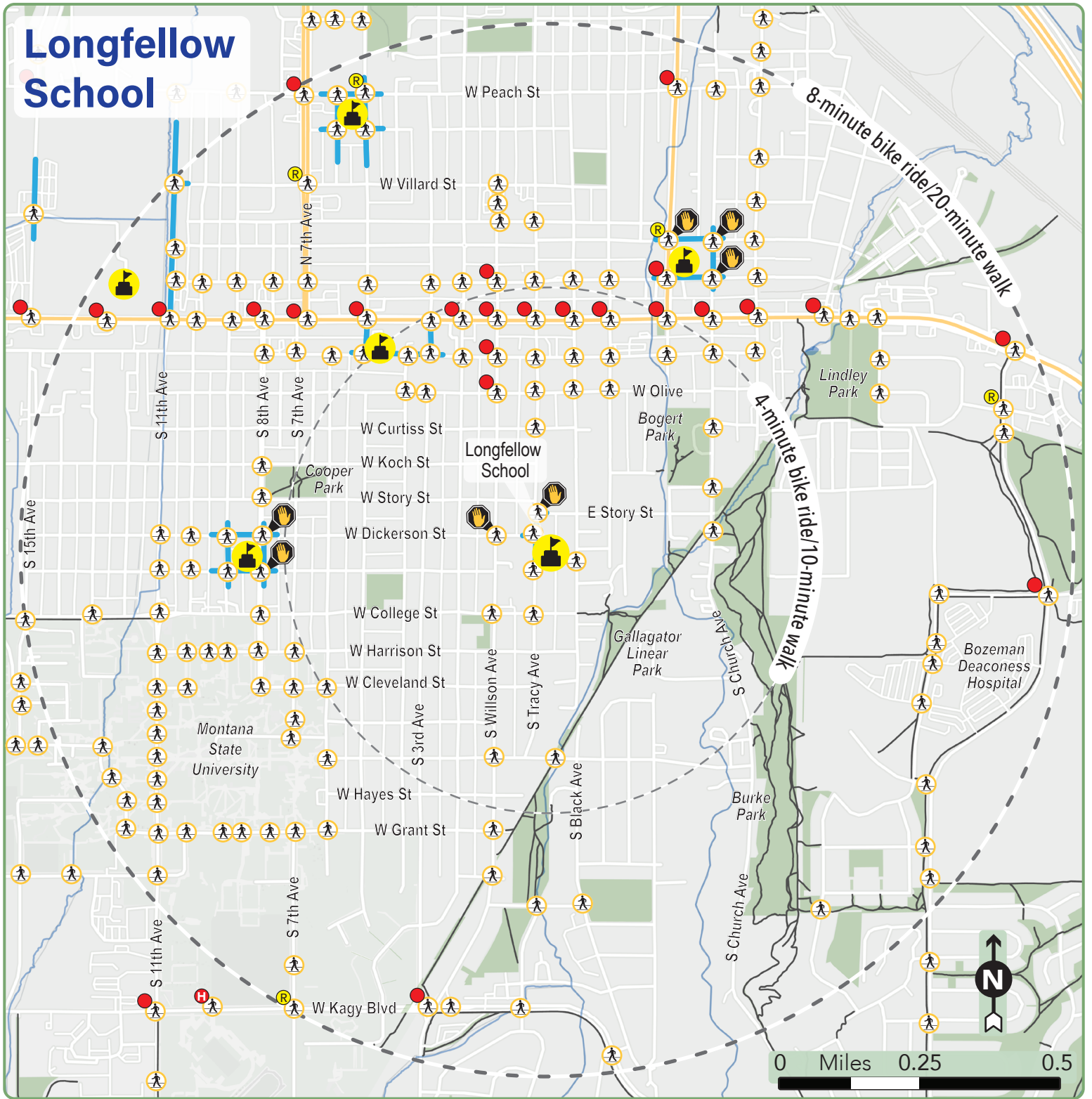
Ride in front, behind, but never beside: Avoid riding in a motorist's blind spot.

Use signals: Hand signals tell motorists what you intend to do.



- Traffic signal
- Pedestrian hybrid beacon
- Rectangular Rapid Flashing Beacon
- Crosswalk
- School
- Crossing Guard
- 0.5 Mile boundary
- 1 Mile boundary
- Reduced speed, school zone
- Trail
- Parks and open space

Longfellow School



Walk & Roll to School

Be safe: Always wear a helmet!

Be smart: Ride attentively, ride defensively, stick to bike routes when possible and use extra caution at uncontrolled intersections.

Scan the road: Watch for doors opening from parked cars. Make a habit of making eye contact with motorists.

Be seen: Wear bright and/or reflective clothing and accessories (try leg bands).

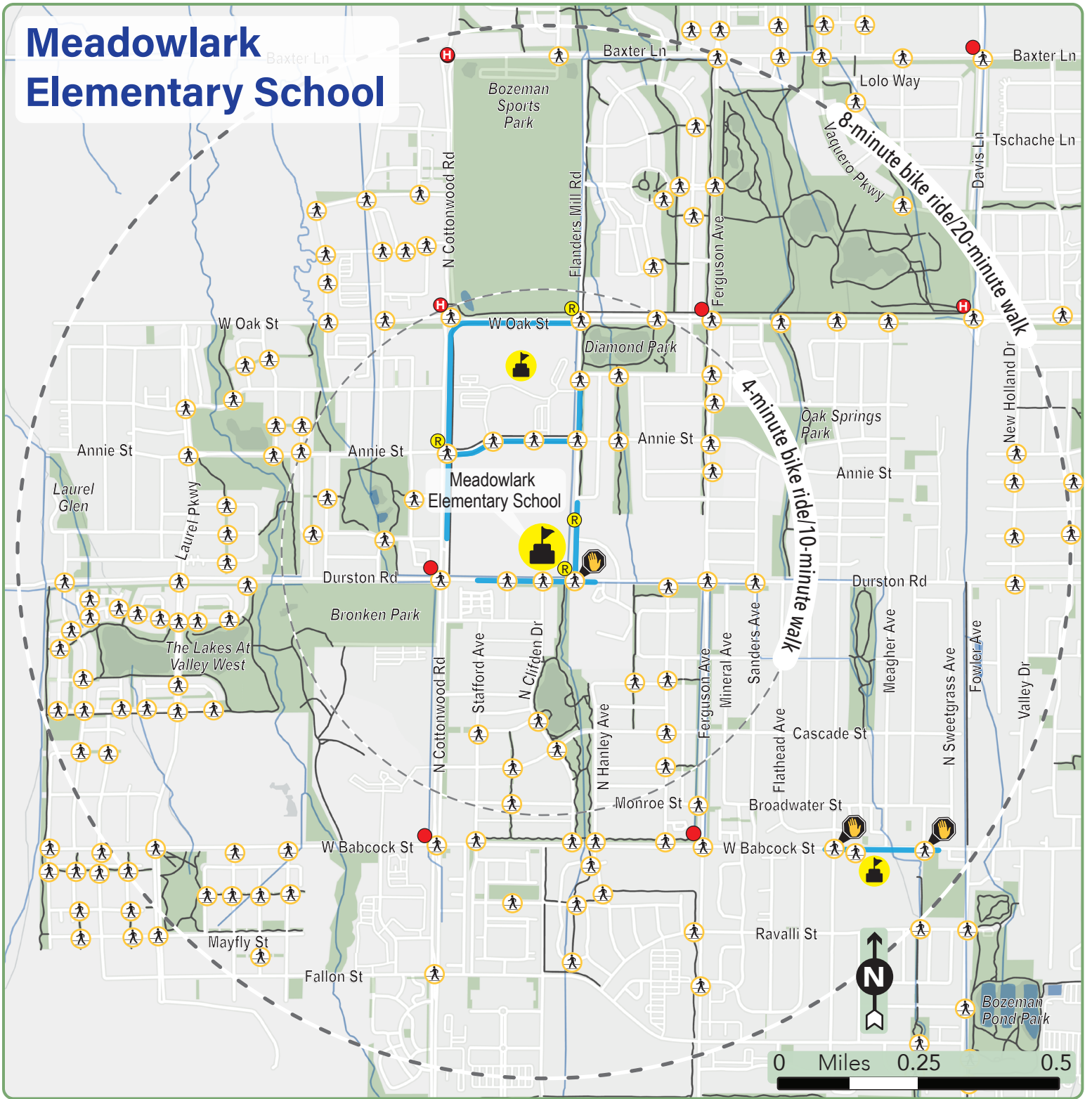
Ride in front, behind, but never beside: Avoid riding in a motorist's blind spot.

Use signals: Hand signals tell motorists what you intend to do.



- Traffic signal
- Pedestrian hybrid beacon
- Rectangular Rapid Flashing Beacon
- Crosswalk
- School
- Crossing Guard
- 0.5 Mile boundary
- 1 Mile boundary
- Reduced speed, school zone
- Trail
- Parks and open space

Meadowlark Elementary School



Walk & Roll to School

Be safe: Always wear a helmet!

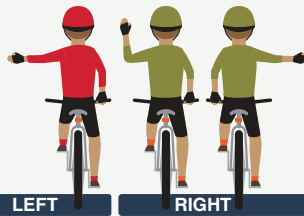
Be smart: Ride attentively, ride defensively, stick to bike routes when possible and use extra caution at uncontrolled intersections.

Scan the road: Watch for doors opening from parked cars. Make a habit of making eye contact with motorists.

Be seen: Wear bright and/or reflective clothing and accessories (try leg bands).

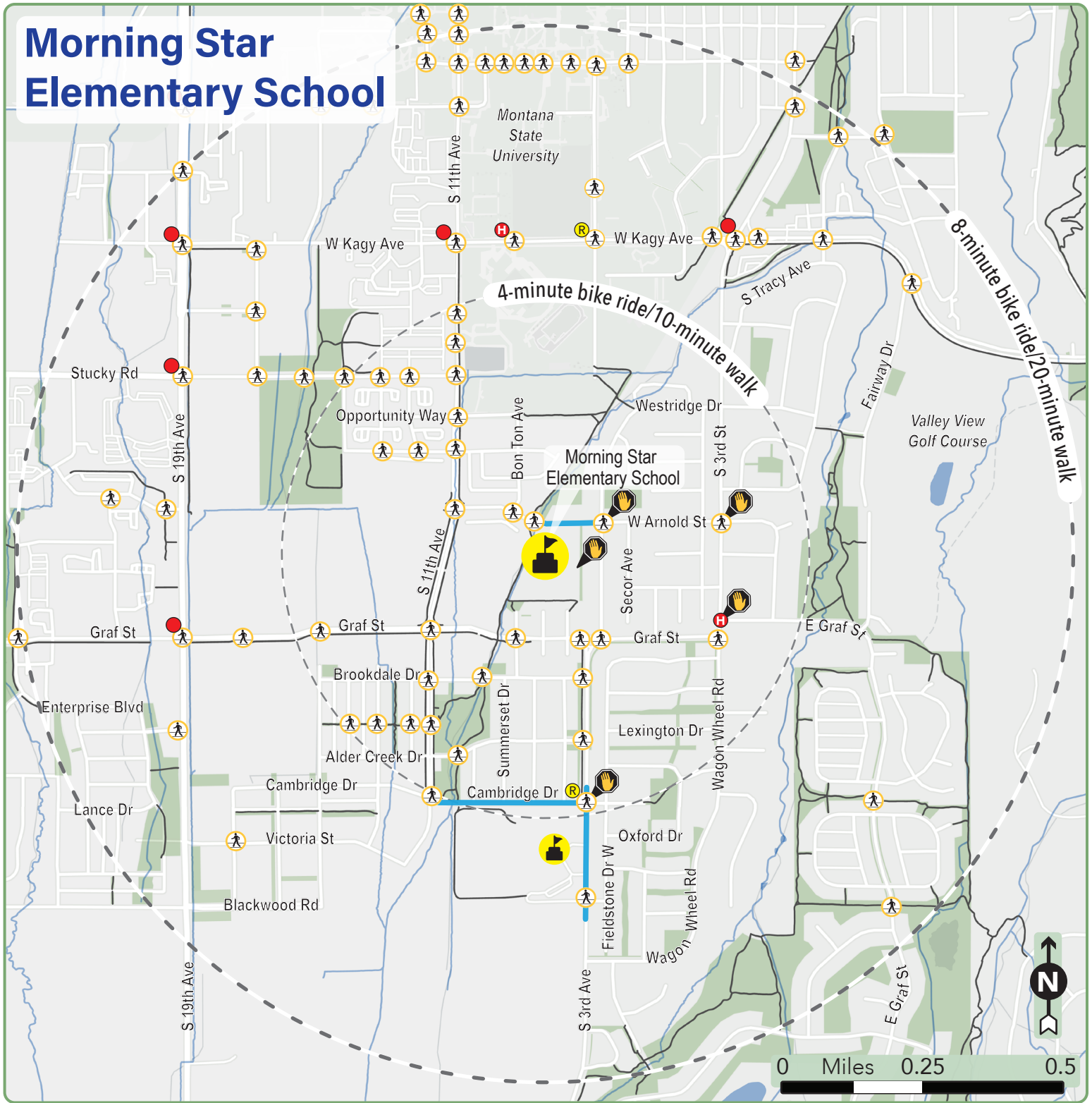
Ride in front, behind, but never beside: Avoid riding in a motorist's blind spot.

Use signals: Hand signals tell motorists what you intend to do.



- Traffic signal
- Pedestrian hybrid beacon
- Rectangular Rapid Flashing Beacon
- Crosswalk
- School
- Crossing Guard
- 0.5 Mile boundary
- 1 Mile boundary
- Reduced speed, school zone
- Trail
- Parks and open space

Morning Star Elementary School



Walk & Roll to School

Be safe: Always wear a helmet!

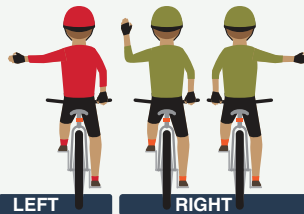
Be smart: Ride attentively, ride defensively, stick to bike routes when possible and use extra caution at uncontrolled intersections.

Scan the road: Watch for doors opening from parked cars. Make a habit of making eye contact with motorists.

Be seen: Wear bright and/or reflective clothing and accessories (try leg bands).

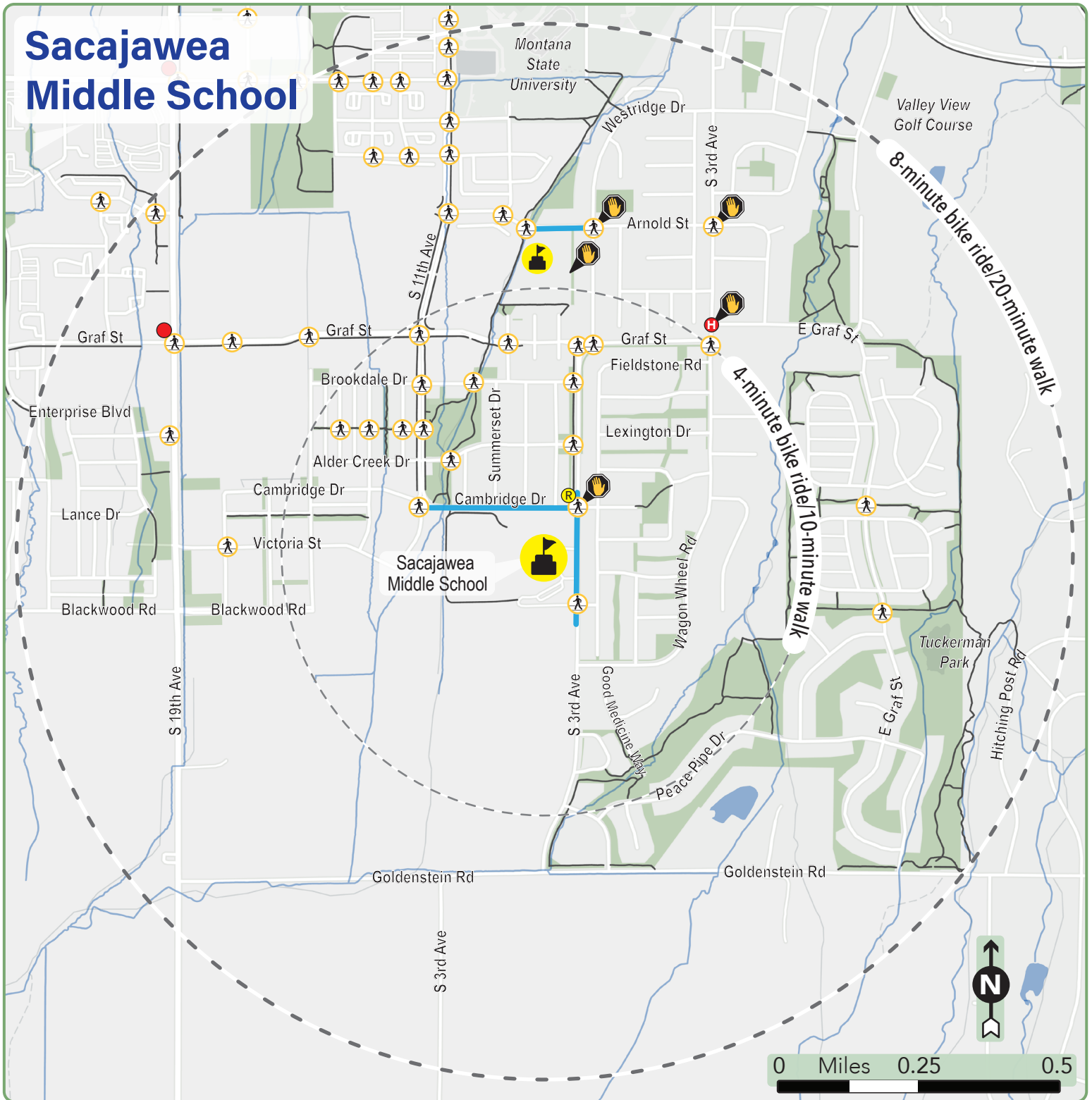
Ride in front, behind, but never beside: Avoid riding in a motorist's blind spot.

Use signals: Hand signals tell motorists what you intend to do.



- Traffic signal
- Pedestrian hybrid beacon
- Rectangular Rapid Flashing Beacon
- Crosswalk
- School
- Crossing Guard
- 0.5 Mile boundary
- 1 Mile boundary
- Reduced speed, school zone
- Trail
- Parks and open space

Sacajawea Middle School



Walk & Roll to School

Be safe: Always wear a helmet!

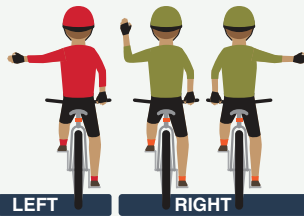
Be smart: Ride attentively, ride defensively, stick to bike routes when possible and use extra caution at uncontrolled intersections.

Scan the road: Watch for doors opening from parked cars. Make a habit of making eye contact with motorists.

Be seen: Wear bright and/or reflective clothing and accessories (try leg bands).

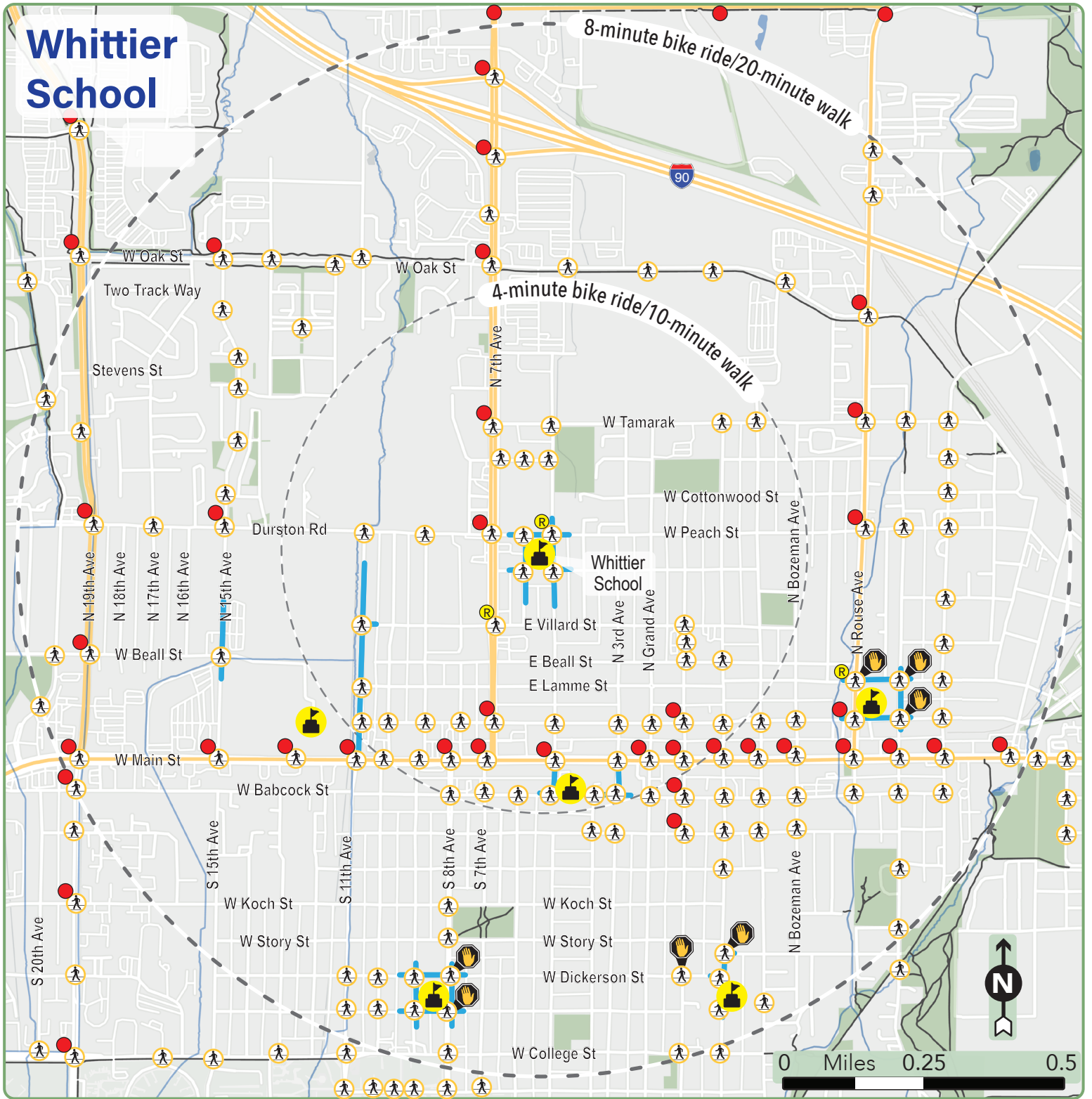
Ride in front, behind, but never beside: Avoid riding in a motorist's blind spot.

Use signals: Hand signals tell motorists what you intend to do.



- Traffic signal
- Pedestrian hybrid beacon
- Rectangular Rapid Flashing Beacon
- Crosswalk
- School
- Crossing Guard
- 0.5 Mile boundary
- 1 Mile boundary
- Reduced speed, school zone
- Trail
- Parks and open space

Whittier School



Walk & Roll to School

Be safe: Always wear a helmet!

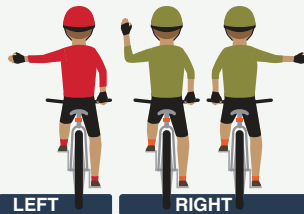
Be smart: Ride attentively, ride defensively, stick to bike routes when possible and use extra caution at uncontrolled intersections.

Scan the road: Watch for doors opening from parked cars. Make a habit of making eye contact with motorists.

Be seen: Wear bright and/or reflective clothing and accessories (try leg bands).

Ride in front, behind, but never beside: Avoid riding in a motorist's blind spot.

Use signals: Hand signals tell motorists what you intend to do.



- Traffic signal
- Pedestrian hybrid beacon
- Rectangular Rapid Flashing Beacon
- Crosswalk
- School
- Crossing Guard
- 0.5 Mile boundary
- 1 Mile boundary
- Reduced speed, school zone
- Trail
- Parks and open space